


## 1.5" Single Digit Common Anode Configuration

### VP M51AG

#### Main Features:

- Low Power Consumption
- High Efficiency Chips Material
- Excellent Character Appearance
- Long Life Solid State Reliability
- Common Anode configuration
- Gray color surface reflector with white diffuse segments




#### Applications

- Industry equipment
- Instruments panels
- Counter equipment



#### Electronic Optical Characteristics (@ 10mA):

Part Number	Emitted Color	nm		Surface Color	mcd ( Per segment)		VF	
		d	p		Min.	Typ.	Typ.	Max.
VP M51AG	Yellow Green 	573	575	Gray	5.6	14.0	2.0	2.4

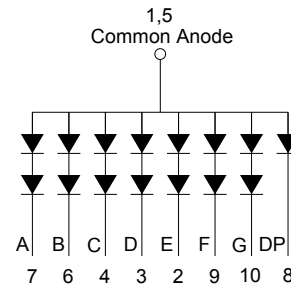
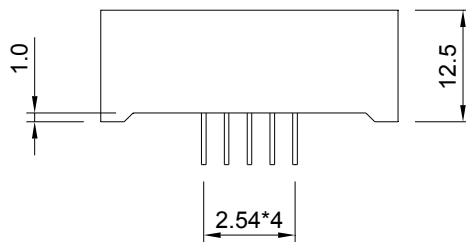
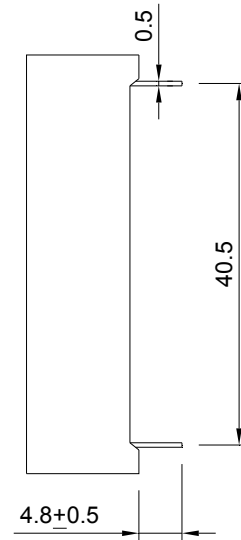
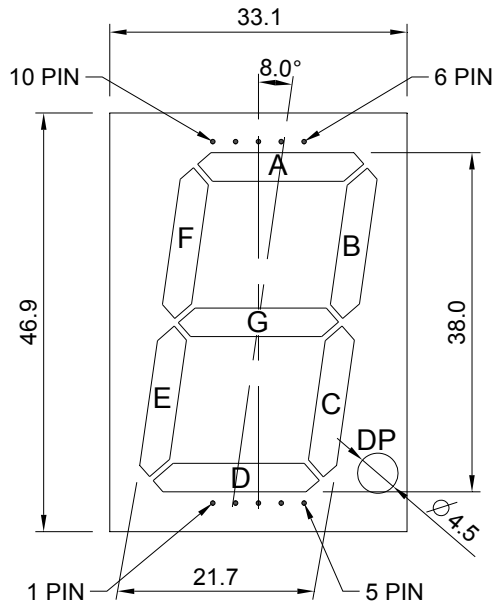
#### Absolute Maximum Ratings (@ Ta=25 °C)

Emitted Color	P <sub>D</sub> (mW)	ESD(V)	I <sub>F</sub> (mA)	T <sub>sol</sub> ( °C)	I <sub>R</sub> ( $\mu$ A)@V <sub>R</sub> =5V	T <sub>opr</sub> ( °C)	T <sub>stg</sub> ( °C)
Yellow Green	60	2000	25	260 $\pm$ 5	10	-40~+85	-40~+100

Note: Please take note the Absolute Maximum Rating values. Any operation beyond the specified ratings in this table will result degradation of LED life-span and may cause LED to fail.

**Package Dimension:**

unit: mm


**Notes:**

1. All dimensions are millimeters.
2. Dimensional tolerance is +/- 0.2mm unless otherwise specified.
3. Specifications are subject to change without notice.

## Optical Characteristics Curves

