


## 2.3” Single Digit Common Cathode Configuration

### VP R51CG

#### Main Features:

- Low Power Consumption
- High Efficiency Chips Material
- Excellent Character Appearance
- Long Life Solid State Reliability
- Common Cathode configuration
- Gray color surface reflector with white diffuse segments




#### Applications

- Industry equipment
- Instruments panels
- Counter equipment



#### Electronic Optical Characteristics (@ 10mA):

Part Number	Emitted Color	nm		Surface Color	mcd ( Per segment)		VF	
		$\lambda d$	$\lambda p$		Min.	Typ.	Typ.	Max.
VP R51CG	Yellow Green 	573	575	Gray	11.2	28.0	2.0	2.4

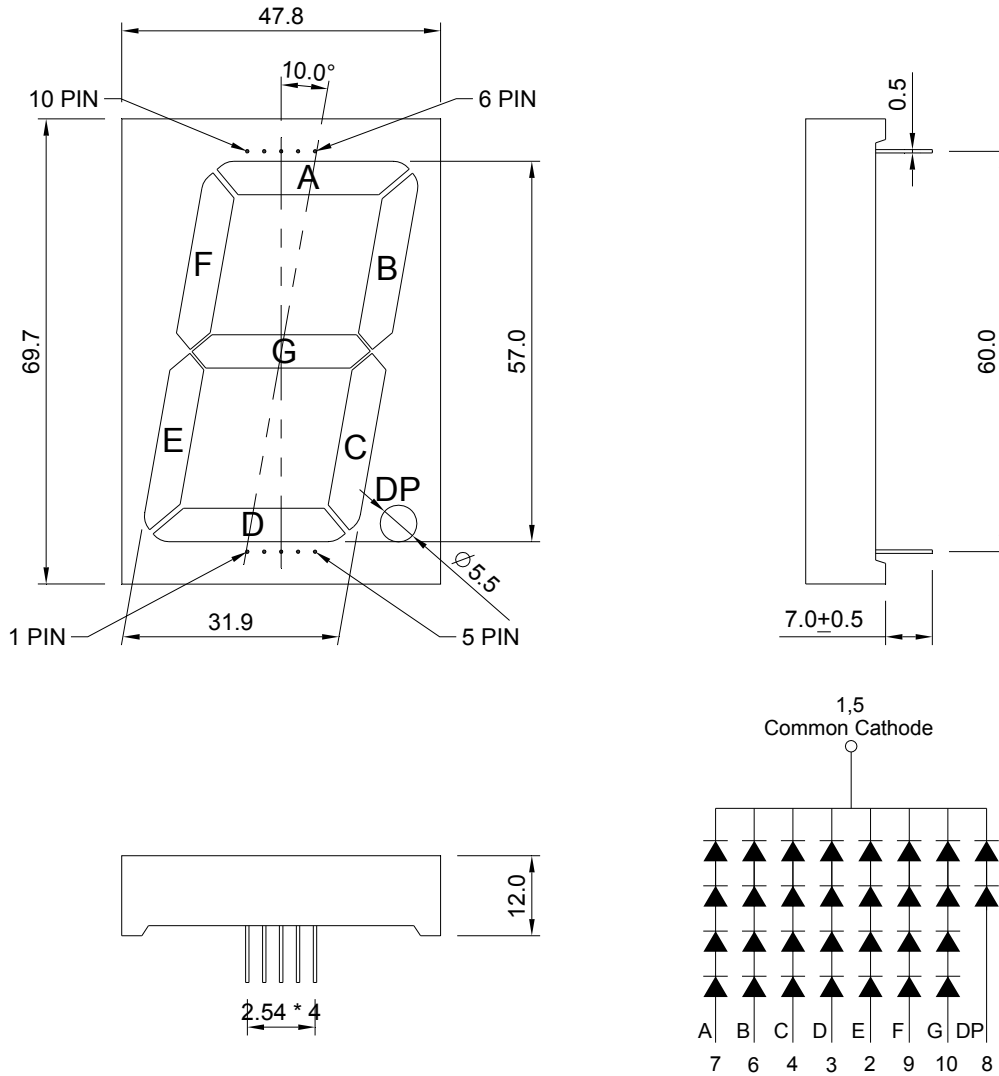
#### Absolute Maximum Ratings (@ Ta=25°C)

Emitted Color	P <sub>D</sub> (mW)	ESD(V)	I <sub>F</sub> (mA)	T <sub>sol</sub> (°C)	I <sub>R</sub> ( $\mu$ A)@V <sub>R</sub> =5V	T <sub>opr</sub> (°C)	T <sub>stg</sub> (°C)
Yellow Green	60	2000	25	260±5	10	-40~+85	-40~+100

Note: Please take note the Absolute Maximum Rating values. Any operation beyond the specified ratings in this table will result degradation of LED life-span and may cause LED to fail.

**Package Dimension:**

unit: mm


**Notes:**

1. All dimensions are millimeters.
2. Dimensional tolerance is +/- 0.2mm unless otherwise specified.
3. Specifications are subject to change without notice.

## Optical Characteristics Curves

