


## 20mm Round PCB LED

### VT G5A6.30

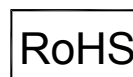
#### Description

The major breakthrough in VT G5A6 series is Yellow-green color emit. The dice used in this series is AlGaInP rather than the conventional GaP and GaAsP/GaP. The advantages of AlGaInP are low power consumption and obtaining high luminous intensity under low current driving condition.




#### Applications

- Lighting indicator
- Status lights
- ON/OFF indicator
- Backlight illumination



#### Electronic Optical Characteristics (at 20mA):

Part Number	Emitted Color	$\lambda$ (nm)		Lens Color	Iv(mcd)		View Angle (2 $\theta$ 1/2)	VF(V)	
		$\lambda$ d	$\lambda$ p		Min.	Typ.		Typ.	Max.
VT G5A6.30	Green 	573	575	Tinted	28	55	100	2.0	2.4

#### Absolute Maximum Ratings (at Ta=25°C)

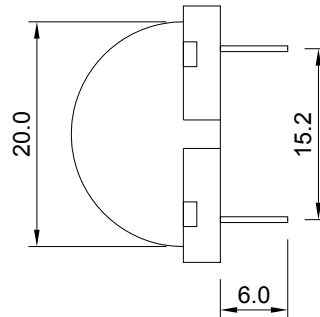
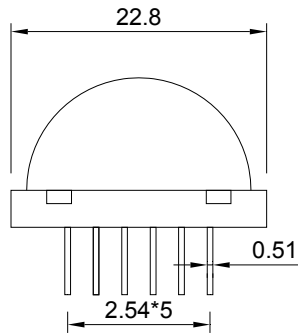
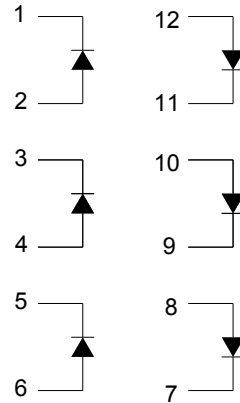
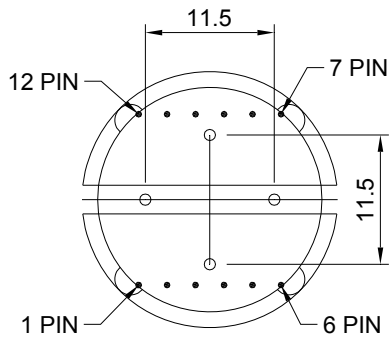
P <sub>D</sub> (mW)	I <sub>FP</sub> (mA)	I <sub>F</sub> (mA)	T <sub>sol</sub> (°C)	I <sub>R</sub> ( $\mu$ A)@V <sub>R</sub> =5V	T <sub>opr</sub> (°C)	T <sub>stg</sub> (°C)
60	100*	25	260 $\pm$ 5 for 5 sec.	10	-40~+85	-40~+100

Note: Please take note the Absolute Maximum Rating values. Any operation beyond the specify ratings in this table will result degradation of LED life-span and may cause LED to fail.

\* I<sub>FP</sub>: Peak Forward Current under 1/10 duty, 1KHz condition

**Package Dimension:**

unit: mm



**Notes:**

1. All dimensions are millimeters.
2. Dimensional tolerance is +/- 0.2mm unless otherwise specified.
3. Specifications are subject to change without notice.