


0.39" Dual Digit SMD Display C.A

VD 352AG

Main Features:

- Surface mount technology
- Low power consumption
- High efficiency chips material
- Excellent character appearance
- Long life solid state reliability
- Common anode configuration
- Gray color surface reflector white diffuse segments




Applications

- Industry equipment
- Instruments panels
- Counter equipment
- Power meter



Electronic Optical Characteristics (at 20mA):

Part Number	Emitted Color	λ (nm)		Surface Color	Iv(mcd)		VF(V)	
		λ d	λ p		Min.	Typ.	Typ.	Max.
VD 352AG	Green 	573	575	Gray	10	20	2.0	2.4

Absolute Maximum Ratings (at Ta=25°C)

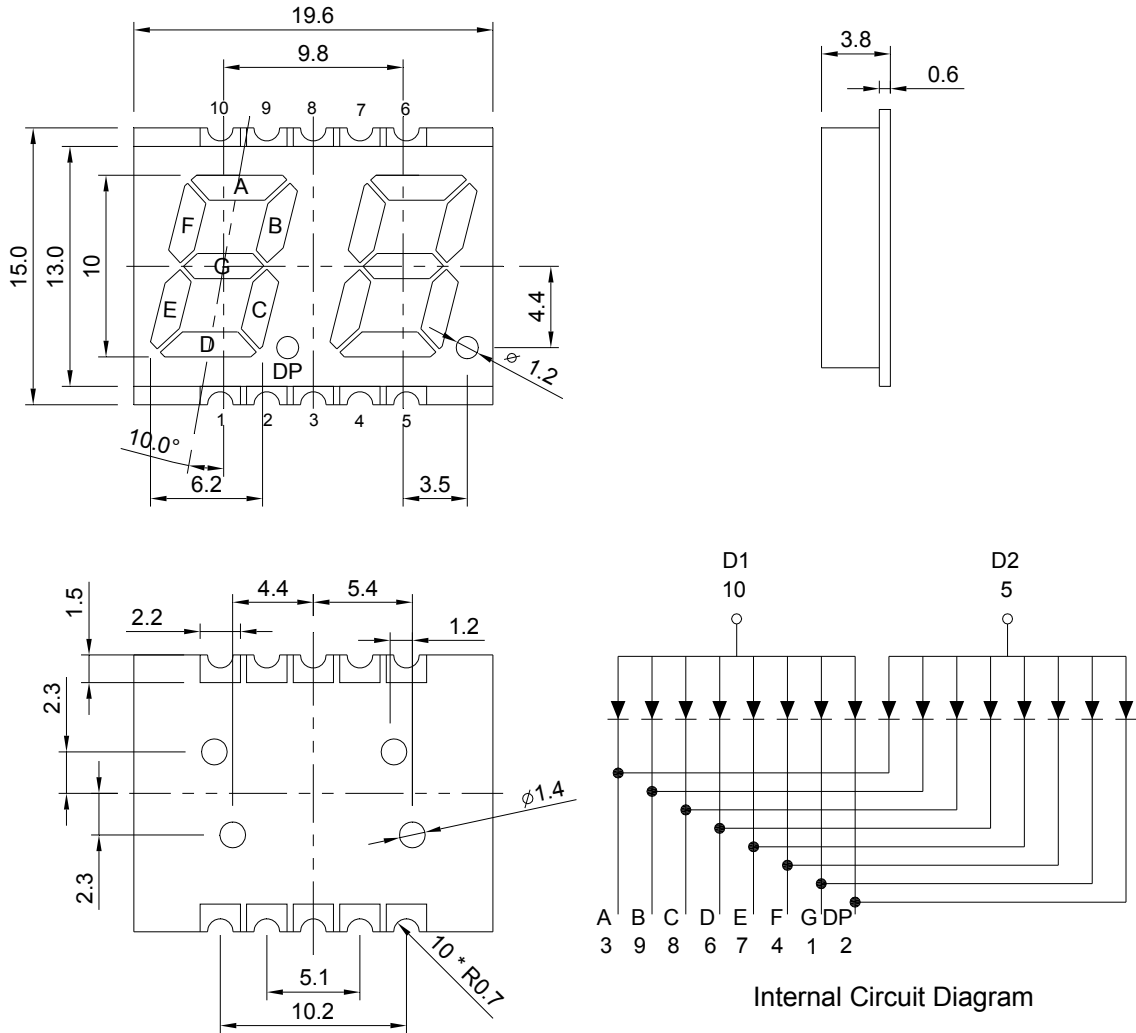
P _D (mW)	I _{FP} (mA)	I _F (mA)	T _{sol} (°C)	I _R (μ A)@V _R =5V	T _{opr} (°C)	T _{stg} (°C)
60	100*	25	260 \pm 5 for 5 sec.	10	-40~+85	-40~+100

Note: Please take note the Absolute Maximum Rating values. Any operation beyond the specify ratings in this table will result degradation of LED life-span and may cause LED to fail.

* I_{FP}: Peak Forward Current under 1/10 duty, 1KHz condition

Package Dimension:

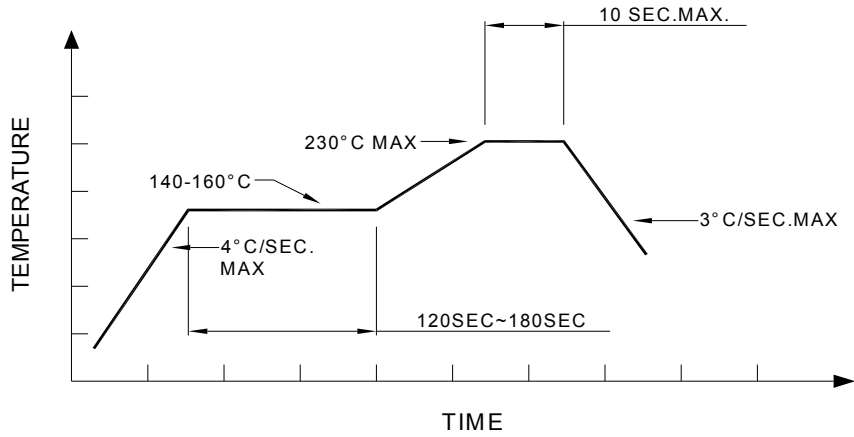
unit: mm



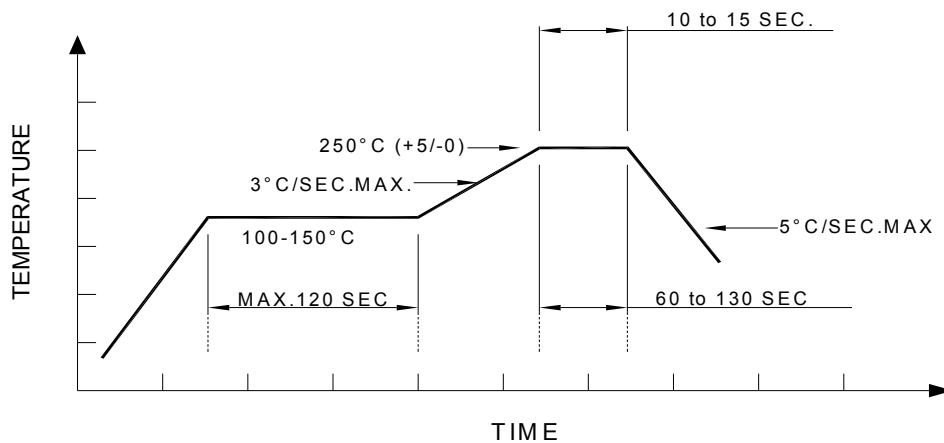
Notes:

1. All dimensions are millimeters.
2. Dimensional tolerance is +/- 0.2mm unless otherwise specified.
3. Specifications are subject to change without notice.

Recommended re-flow soldering profile:



Recommended Pb-free re-flow soldering profile:



Note:

All the specifications listed in this data sheet are suitable for general electronic equipment, office equipment and communication devices. Kindly consult Sales Representatives for specific reliabilities request, Forward Voltage, Luminous Intensity, Wavelength, Radiant Power or Viewing Angle.