


Side View SMD LED 1.0mm Height

VS 76D8

Description

The major breakthrough in VS 76D8 is Yellow color emitted package in 3.0 * 2.0 * 1.0mm dimension side look SMD LED. The dice used in this series is AlGaInP rather than the conventional GaP and GaAsP/GaP. The advantages of AlGaInP are low power consumption and obtaining high luminous intensity under low current driving condition. The wavelengths and luminous Intensities of this series are grouped under 20mA for uniform




Applications

- Backlighting applications
- Automotive features
- Status indication
- Industrial control systems signal indicator



Electronic Optical Characteristics (at 20mA):

Part Number	Emitted Color	λ (nm)		Lens Color	Iv(mcd)		View Angle	VF(V)	
		λ_d	λ_p		Min.	Typ.		Typ.	Max
VS 76D8	Yellow 	589	591	Clear	45	71	120	2.0	2.4

Absolute Maximum Ratings (at Ta=25°C)

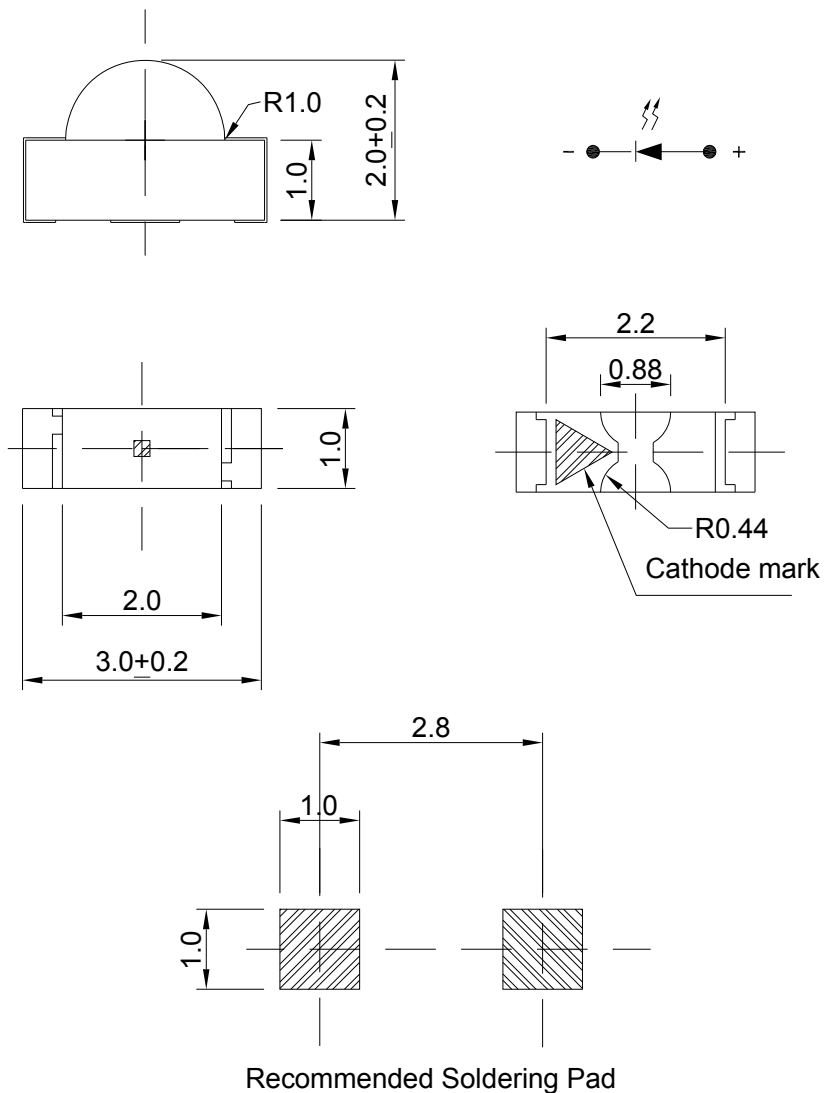
P _D (mW)	I _{FP} (mA)	I _F (mA)	Iron Solder (°C)	I _R (uA)@V _R =5V	Topr(°C)	Tstg(°C)
60	100*	25	350 ± 5 for 3 sec.	10	-40~+85	-40~+100

Note: Please take note the Absolute Maximum Rating values. Any operation beyond the specify ratings in this table will result degradation of LED life-span and may cause LED to fail.

* I_{FP}: Peak Forward Current under 1/10 duty, 1KHz condition

Package Dimension:

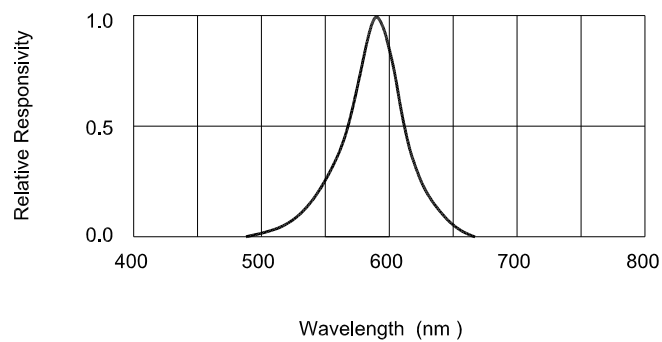
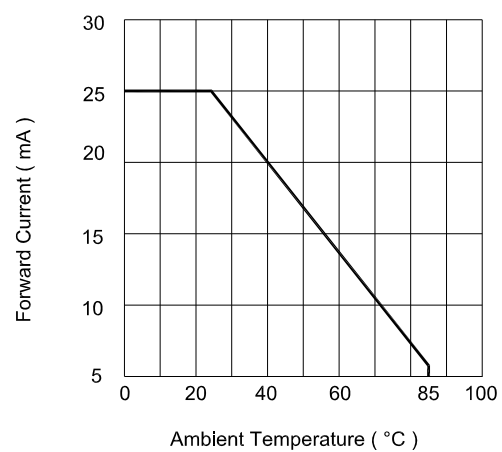
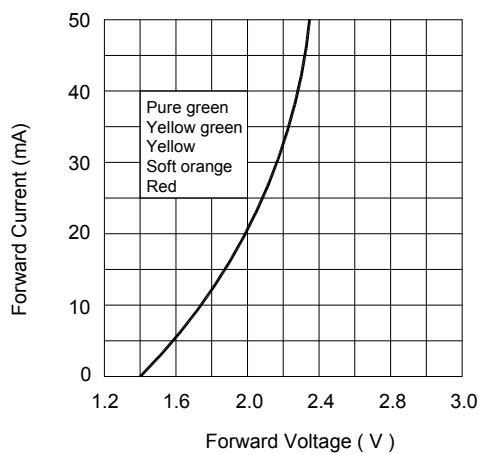
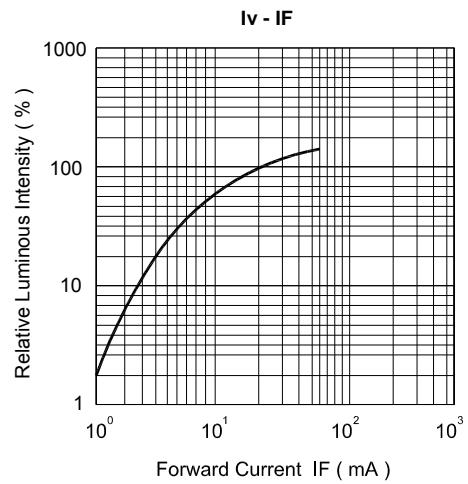
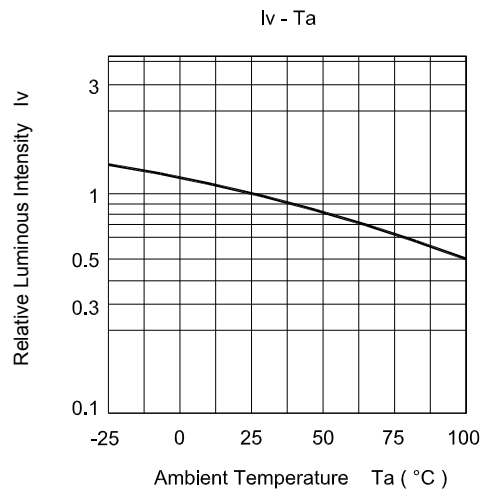
unit:mm



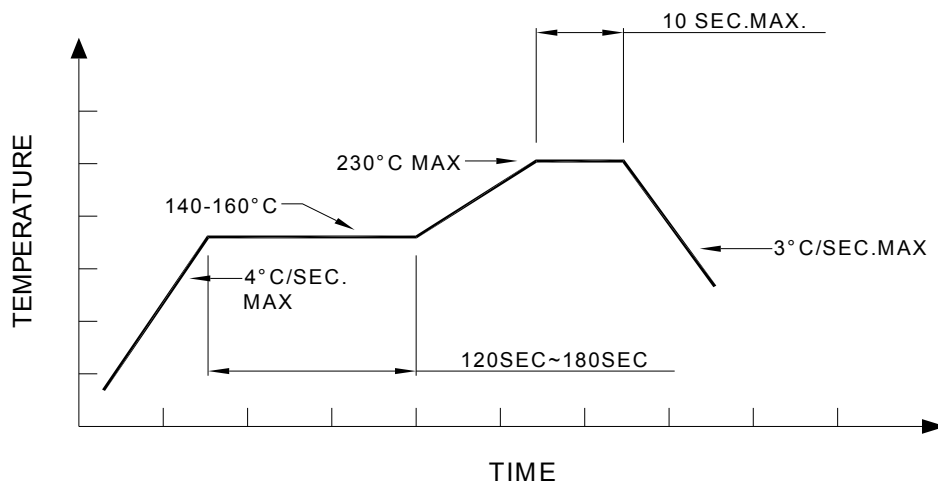
Notes:

1. All dimensions are millimeters.
2. Tolerance is $\pm 0.2\text{mm}$ unless otherwise specified.
3. Specifications are subject to change without notice.

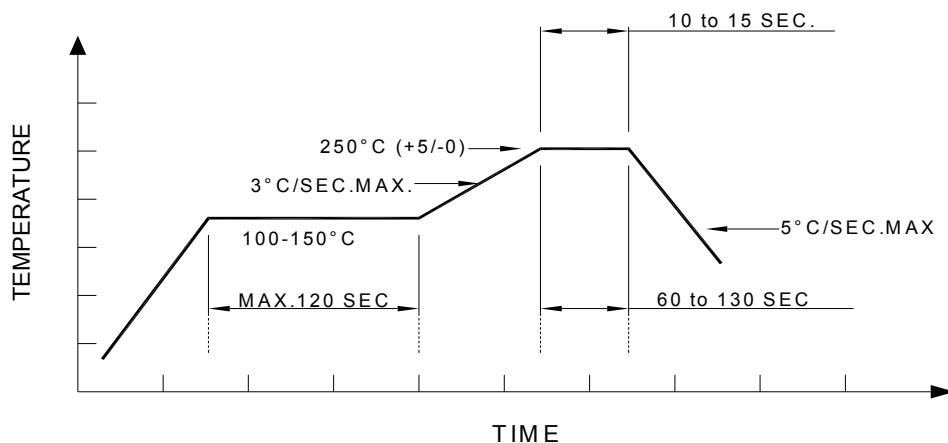
Optical Characteristics Curves



Recommended re-flow soldering profile:



Recommended Pb-free re-flow soldering profile:



Note:

All the specifications listed in this data sheet are suitable for general electronic equipment, office equipment and communication devices. Kindly consult Sales Representatives for specific reliabilities request, Forward Voltage, Luminous Intensity, Wavelength, Radiant Power or Viewing Angle.