


## 3.0x2.0mm Side View SMD Bi-Color LED

### VS 7JC8

#### Description

This is Bi-Color side view common anode connection SMD LED with dimension 3.0 mm (L) \* 2.0 mm (W) \* 1.0 mm (H). The unique of these LED are made from AlGaInP chips that provide high luminous intensity at low driving current. The lens design provides 120 degree viewing angle and suitable for backlighting purpose. The available colors are Red/Green, Yellow/Green or even Red/Blue. Any color combinations specified by customers can be accepted.





#### Applications

- Industrial control systems signal indicator
- Automotive features
- Front panel indicator
- Status indication



#### Electronic Optical Characteristics (at 20mA):

Part Number	Color	$\lambda$ (nm)		Iv(mcd)		VF(V)		View Angle	Lens
		$\lambda_d$	$\lambda_p$	Min	Typ.	Typ.	Max.		
VS 7JC8	Red 	624	632	36	54	2.0	2.4	120	Clear
	Green 	573	575	23	30	2.0	2.4		

#### Absolute Maximum Ratings (at Ta=25°C)

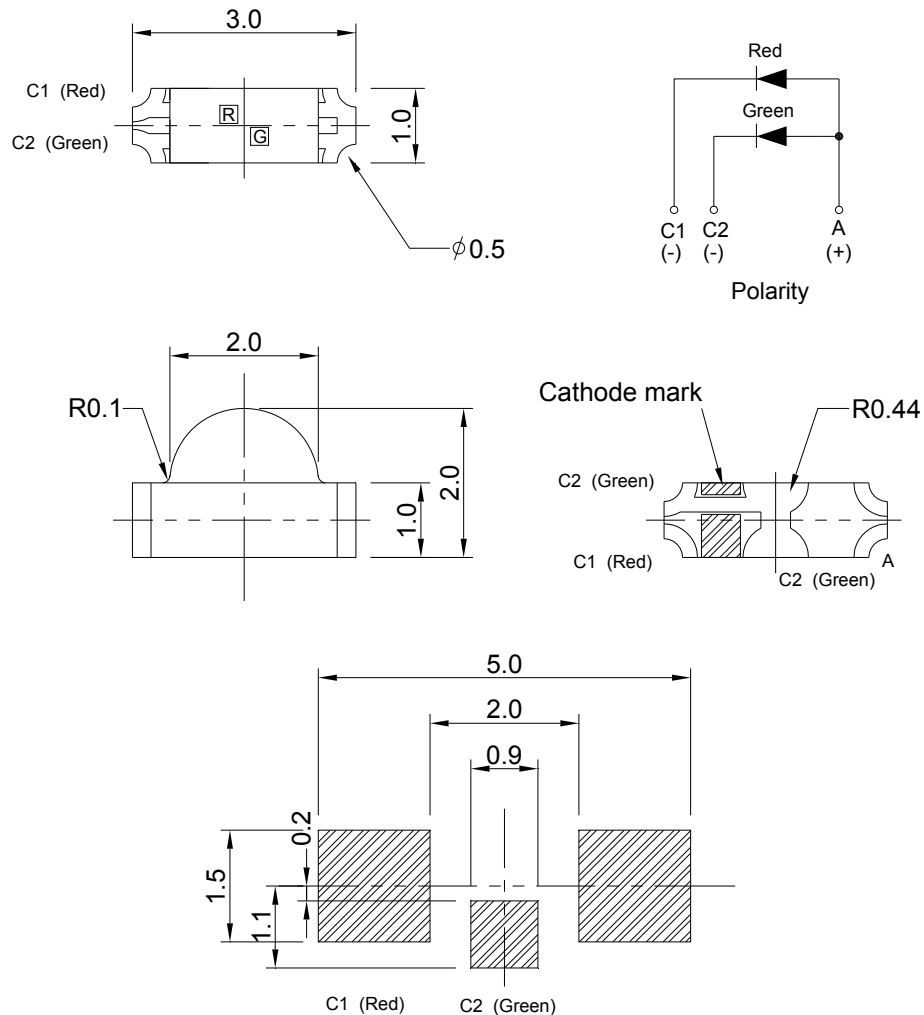
Emitted Color	P <sub>D</sub> (mW)	I <sub>F</sub> (mA)	I <sub>FP</sub> (mA)	I <sub>R</sub> (uA) @V <sub>R</sub> =5V	Topr (°C)	Tstg (°C)
Red	60	25	60 *	10	-40~+85	-40~+90
Green	60	25	60 *	10	-40~+85	-40~+90

Note: Please take note the Absolute Maximum Rating values. Any operation beyond the specified ratings in this table will result degradation of LED life-span and may cause LED to fail.

\*I<sub>FP</sub> = Peak Forward Current under 1/10 duty, 1KHz condition

## Package Dimension:

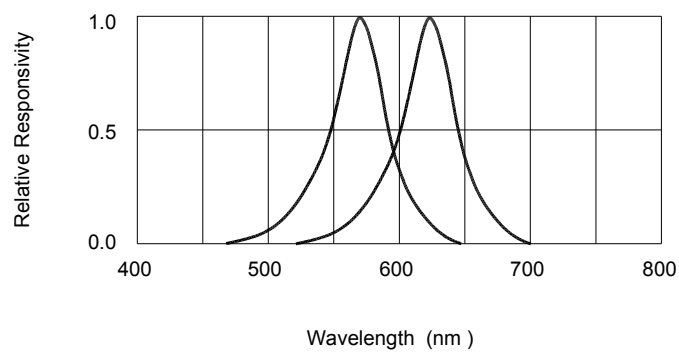
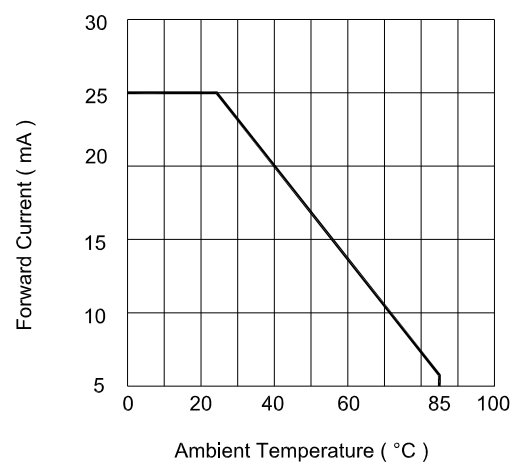
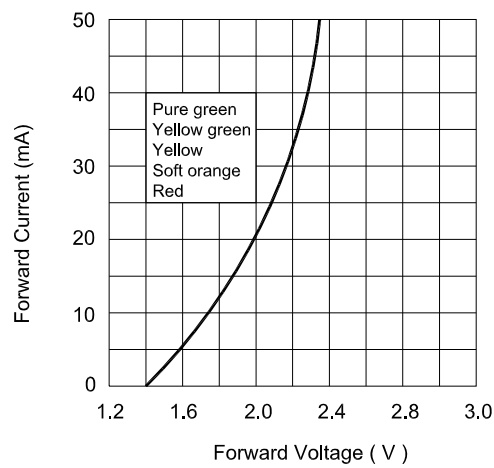
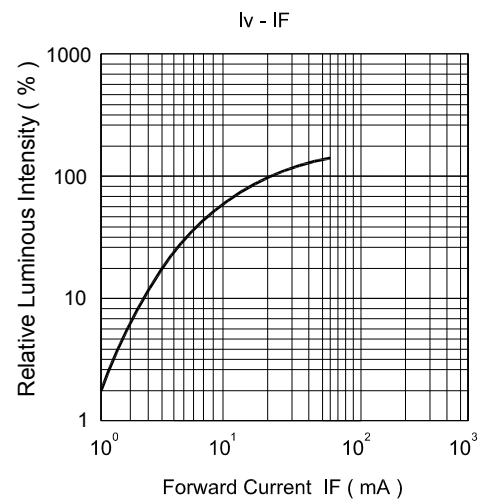
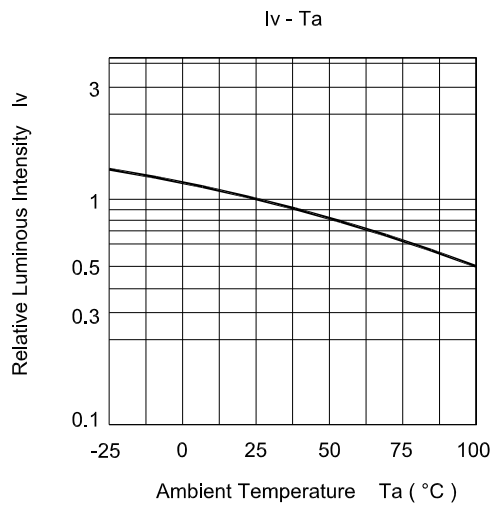
unit:mm



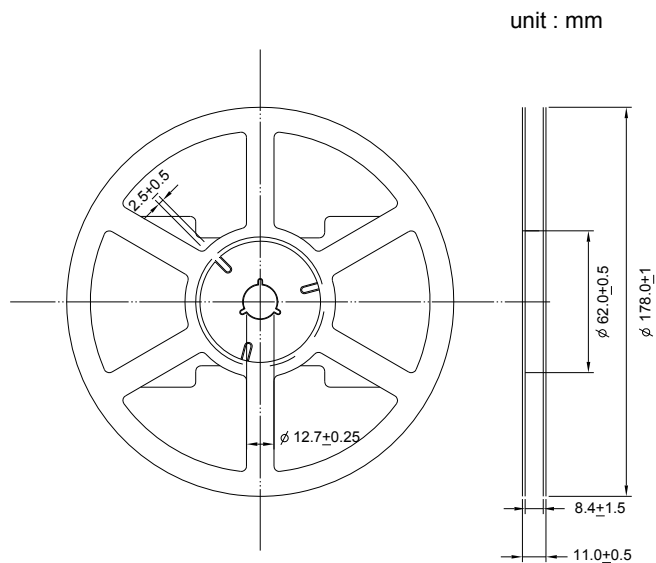
### Notes:

1. All dimensions are millimeters.
2. Tolerance is  $\pm 0.2$ mm unless otherwise specified.
3. Specifications are subject to change without notice.

## Optical Characteristics Curves

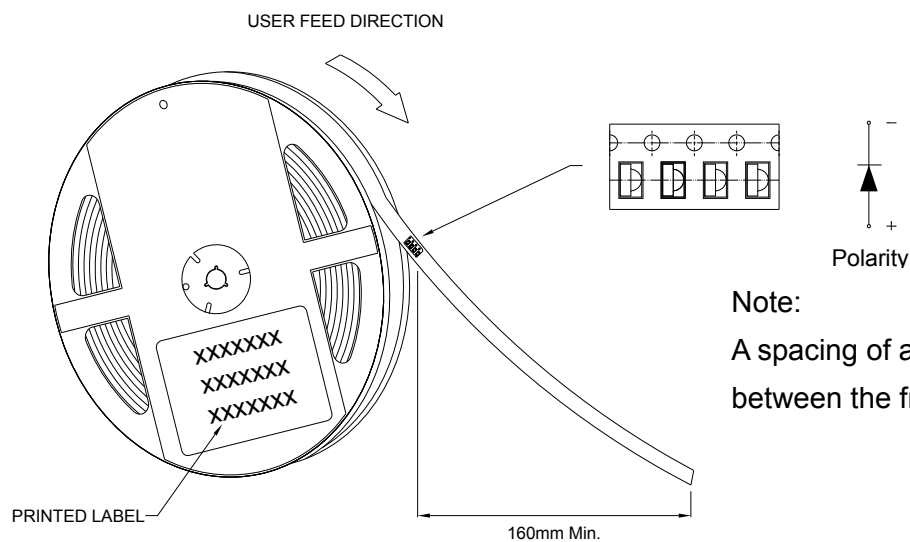


## Reel Dimension:



Note:

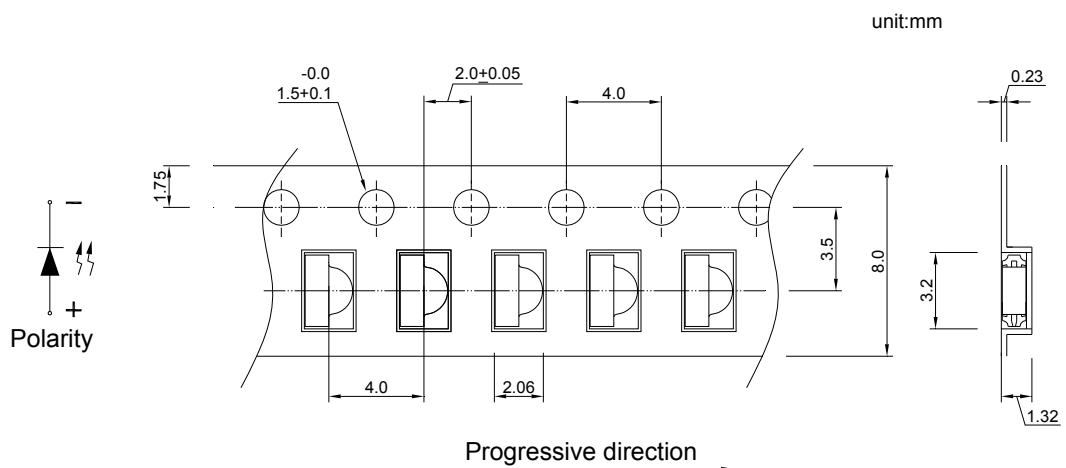
Available in 8mm carrier tape on 178mm diameter reels. (2000 pieces)



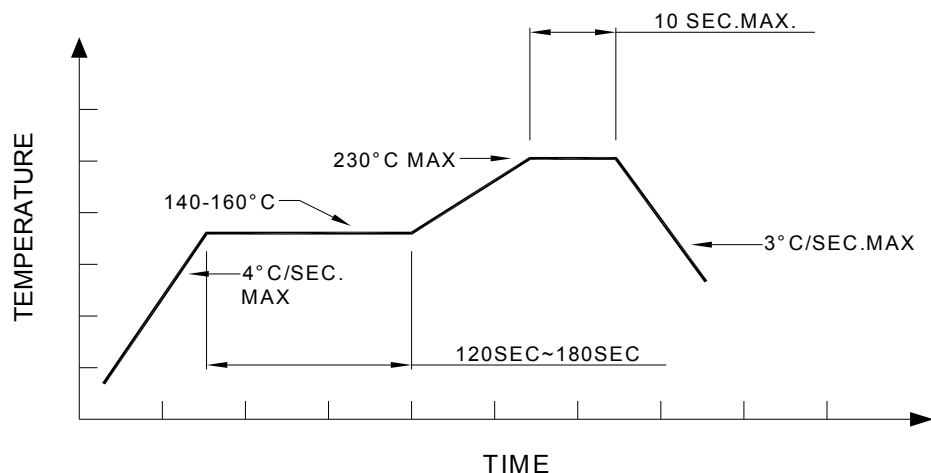
Note:

A spacing of approximately 160mm between the front edge of tape

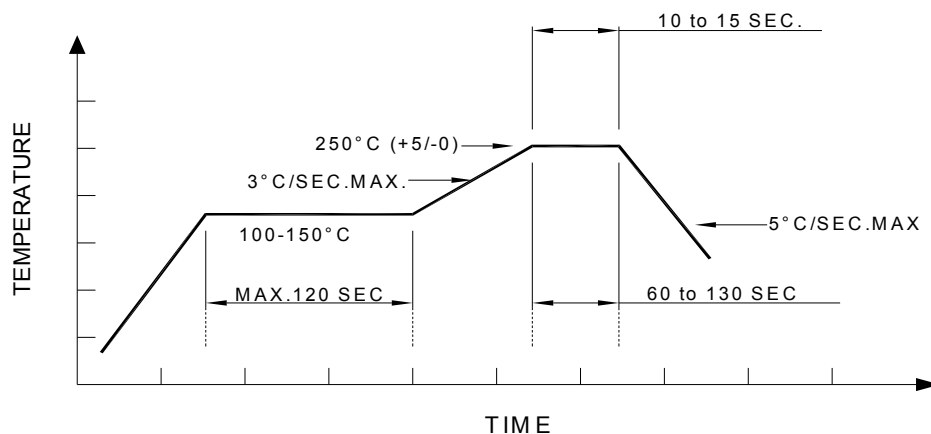
## Tape Dimension:



### Recommended re-flow soldering profile:



### Recommended Pb-free re-flow soldering profile:



### Note:

All the specifications listed in this data sheet are suitable for general electronic equipment, office equipment and communication devices. Kindly consult Sales Representatives for specific reliabilities request, Forward Voltage, Luminous Intensity, Wavelength, Radiant Power or Viewing Angle.