

Super Flux LED 120 View Angle

VT 69D8

Description

The series of LED is known as 'Super Flux' LED, able to withstand high drive current application. With special design Lead-Frame, the heat dissipation capability is increased. During high operating forward current, the luminous intensity is increase tremendously. As such, the overall cost is reduced with less number of LED being used. These LED can be used as traffic single light, signal board or in full color applications.




Features

- High luminous flux output
- Supreme heat dissipation
- Package in tubes for automatic insertion
- Luminous and color categorized for each tube
- RoHS compliance



Electronic Optical Characteristics (at 70mA):

Part Number	Emitted Color	λ (nm)		Lens Color	Flux(mlm)		View Angle (2 θ 1/2)	VF(V)	
		λ_d	λ_p		Min.	Typ.		Typ.	Max.
VT 69D8	Orange 	615	621	Clear	3600	5650	120	2.6	3.1

Absolute Maximum Ratings (at Ta=25°C)

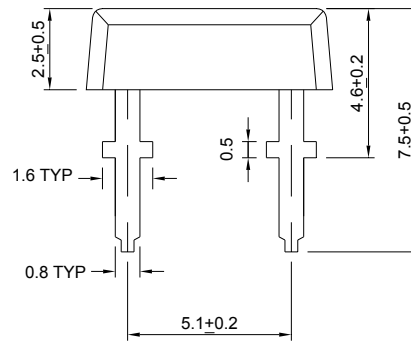
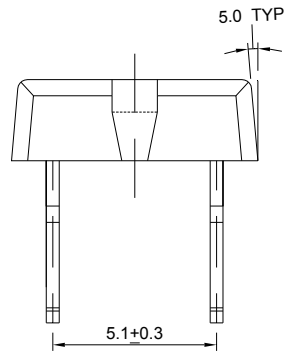
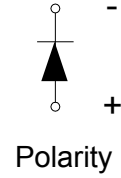
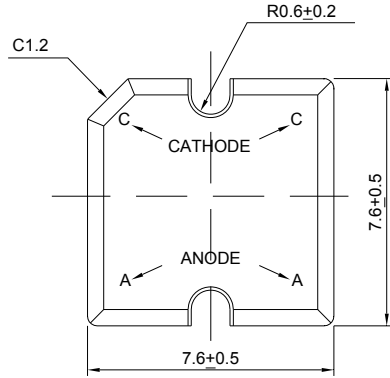
P _D (mW)	I _{FP} (mA)	I _F (mA)	T _{sol} (°C)	I _R (μ A)@V _R =5V	T _{opr} (°C)	T _{stg} (°C)
220	160*	70	260 \pm 5 for 5 sec	10	-40~+85	-40+100

Note: Please take note the Absolute Maximum Rating values. Any operation beyond the specified ratings in this table will result degradation of LED life-span and may cause LED to fail.

* I_{FP}: Peak Forward Current under 1/10 duty, 1KHz condition

Package Dimension:

unit:mm



Notes:

1. All dimensions are millimeters.
2. Dimensional tolerance is +/- 0.2mm unless otherwise specified.
3. Epoxy meniscus under flange is 1.5 mm max.
4. Specifications are subject to change without notice.