


2835 Package SMD LED 150mA

VR AW9G

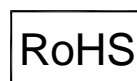
Description

The constructive of this series of LED are different from the PCB type SMD LED. The lead-frame is of metal, reflector is made of thermoplastic and construct into this unique type of SMD LED. The wavelengths and Luminous Intensities of this series are grouped under 150mA for uniformity suitable for backlighting applications or in-car dashboard or telecommunications.



Applications

- Industrial control systems signal indicator
- Automotive features
- Flat backlight for LCD switch and symbol
- Light pipe application
- Status used



Electronic Optical Characteristics (at 150mA):

Part Number	Emitted Color	Color Temp.(k)		Lens Color	$\Phi_v(lm)$		View Angle	VF(V)	
		Min.	Max.		Min.	Max.		Min.	Max.
VR AW9G	White	5000	5500	Diffused	60	65	120	3.0	3.4

Absolute Maximum Ratings (at Ta=25°C)

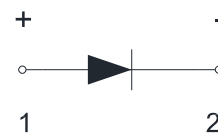
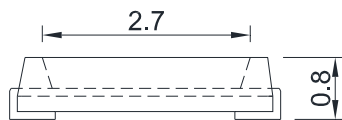
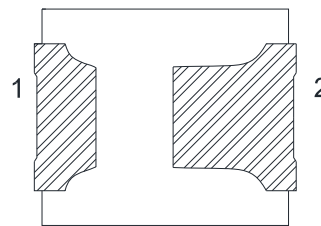
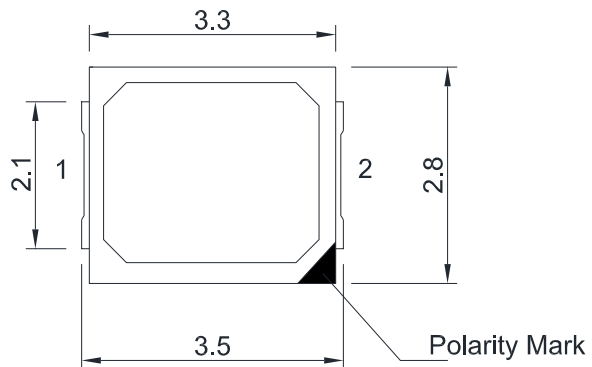
P _D (mW)	I _{FP} (mA)	I _F (mA)	Iron Solder(°C)	I _R (uA)@V _R =5V	T _{opr} (°C)	T _{stg} (°C)
500	150*	150	350 ± 5 for 3 sec.	10	-20~+80	-40~+80

Note: Please take note the Absolute Maximum Rating values. Any operation beyond the specify ratings in this table will result degradation of LED life-span and may cause LED to fail.

* I_{FP}: Peak Forward Current under 1/10 duty, 1KHz condition

Package Dimension:

unit : mm

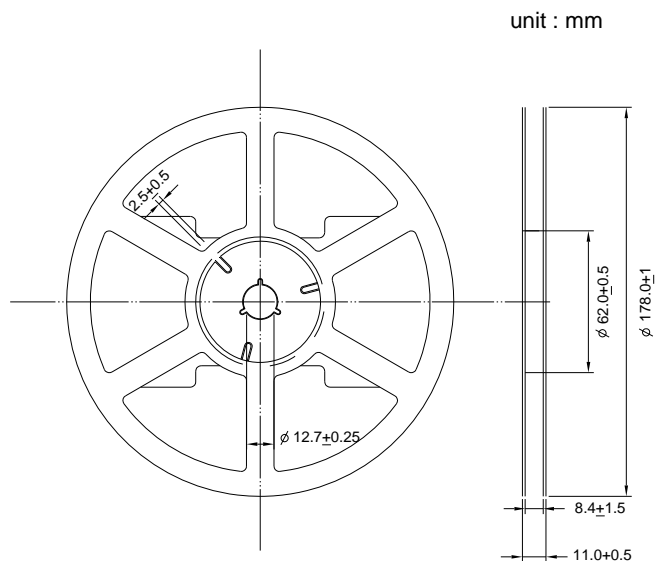


Polarity

Notes:

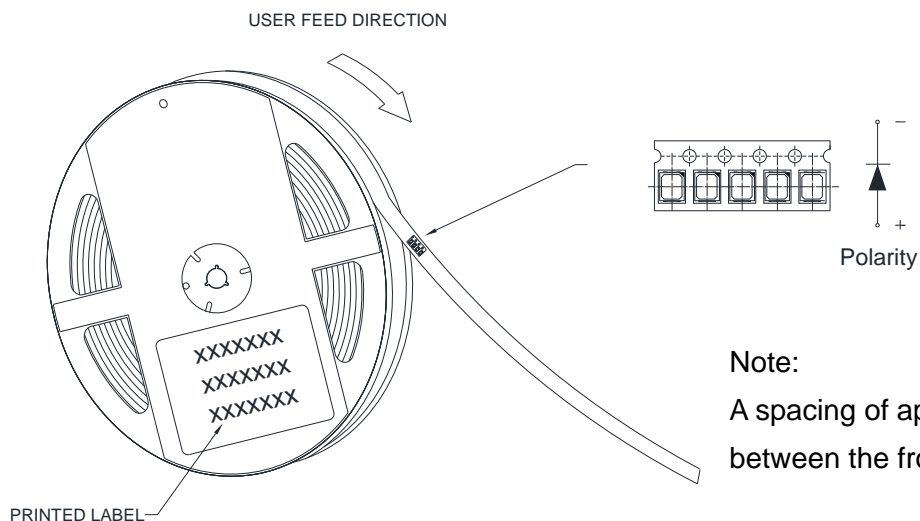
1. All dimensions are millimeters.
2. Tolerance is $\pm 0.2\text{mm}$ unless otherwise specified.
3. Specifications are subject to change without notice.

Reel Dimension:



Note:

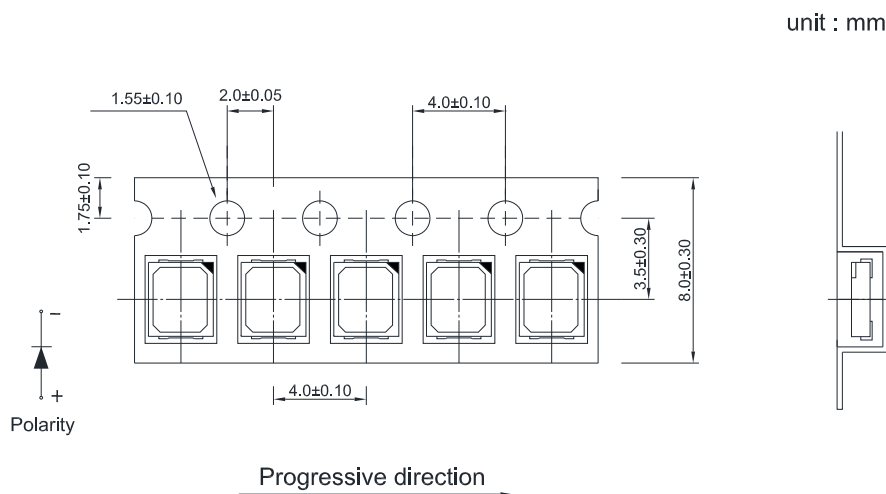
Available in 8mm carrier tape on 178mm diameter reels. (4,000 pieces)



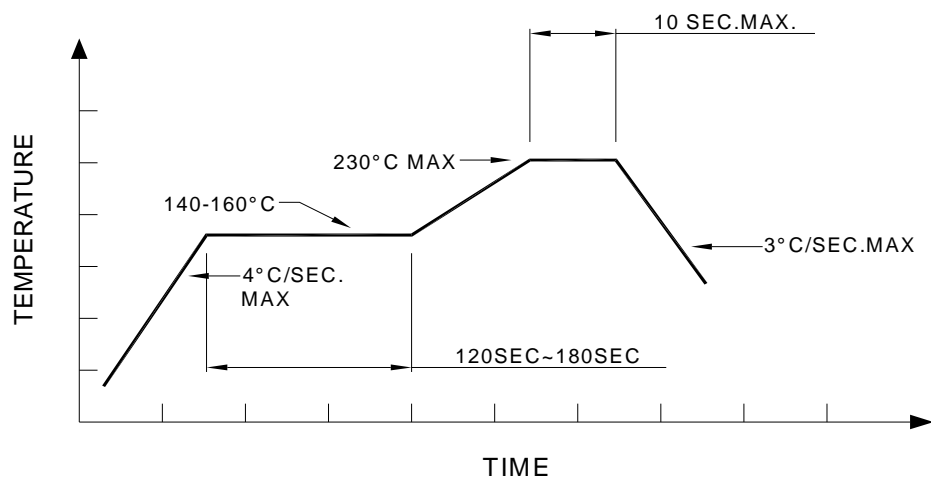
Note:

A spacing of approximately 160mm between the front edge of tape

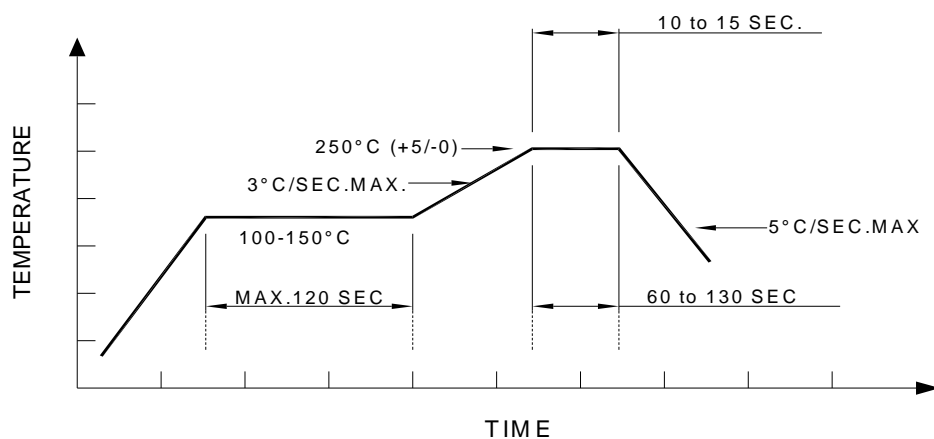
Tape Dimension:



Recommended re-flow soldering profile:



Recommended Pb-free re-flow soldering profile:



Note:

All the specifications listed in this data sheet are suitable for general electronic equipment, office equipment and communication devices. Kindly consult Sales Representatives for specific reliabilities request, Forward Voltage, Luminous Intensity, Wavelength, Radiant Power or Viewing Angle.