


## PLCC-2 Reverse SMD LED

### VR B5C8

#### Description

The constructive of this series of LED are different from the PCB type SMD LED. The lead-frame is of metal, reflector is made of thermoplastic and construct into this unique type of SMD LED. The wavelengths and luminous intensities of this series are grouped under 20mA for uniformity.




#### Applications

- Industrial control systems signal indicator
- Automotive features
- Flat backlight for LCD switch and symbol
- Light pipe application
- Status indication



#### Electronic Optical Characteristics (at 20mA):

Part Number	Emitted Color	$\lambda$ (nm)		Lens Color	Iv(mcd)		View Angle (2 $\theta$ 1/2)	VF(V)	
		$\lambda_d$	$\lambda_p$		Min.	Typ.		Typ.	Max.
VR B5C8	Green 	573	575	Clear	18	25	120	2.0	2.4

#### Absolute Maximum Ratings (at Ta=25°C)

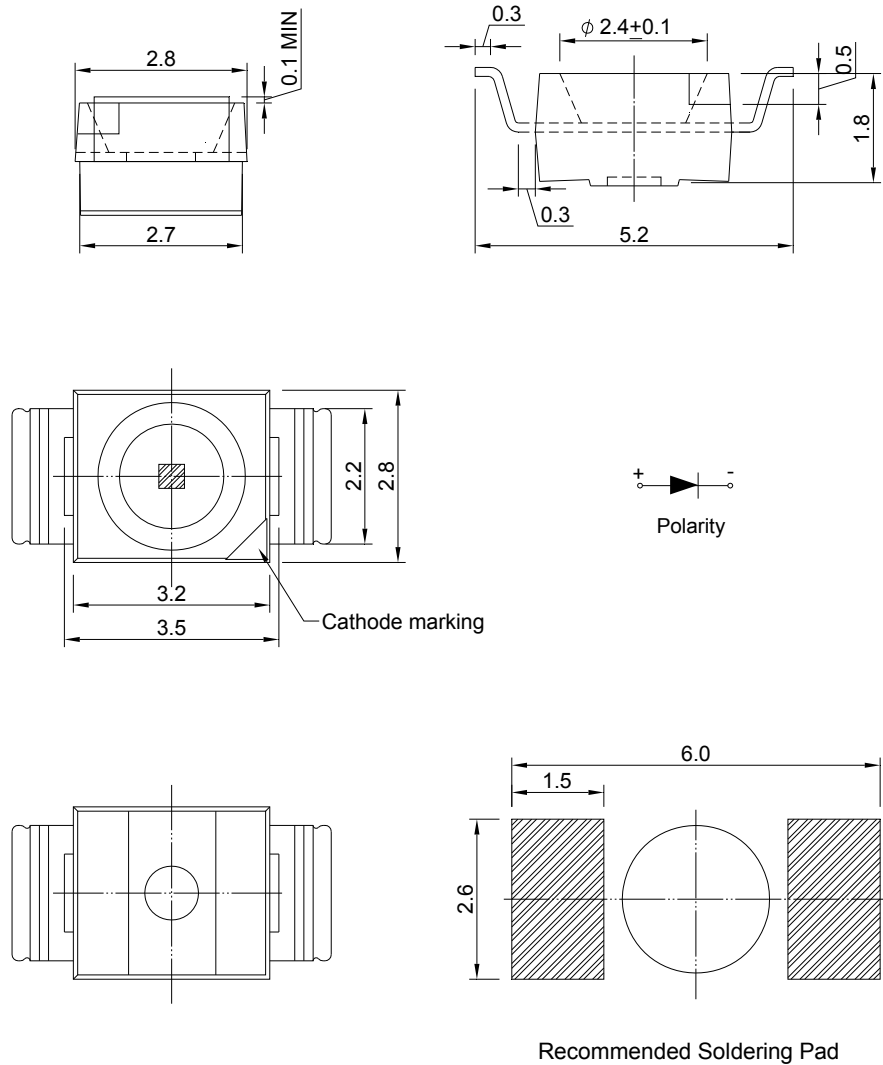
P <sub>D</sub> (mW)	I <sub>FP</sub> (mA)	I <sub>F</sub> (mA)	Iron Solder (°C)	I <sub>R</sub> ( $\mu$ A)@V <sub>R</sub> =5V	Topr(°C)	Tstg(°C)
60	100*	30	350 $\pm$ 5 for 3 sec.	10	-40~+85	-40~+100

Note: Please take note the Absolute Maximum Rating values. Any operation beyond the specify ratings in this table will result degradation of LED life-span and may cause LED to fail.

\* I<sub>FP</sub>: Peak Forward Current under 1/10 duty, 1KHz condition

## Package Dimension:

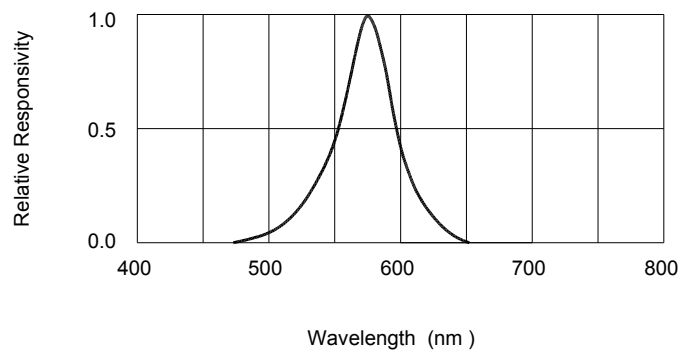
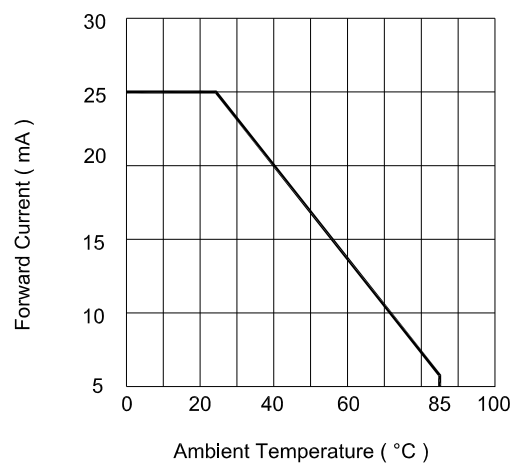
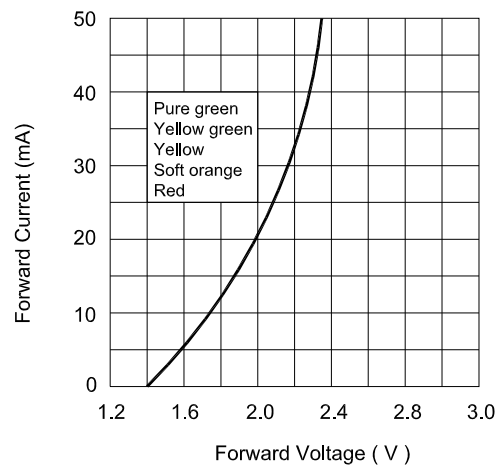
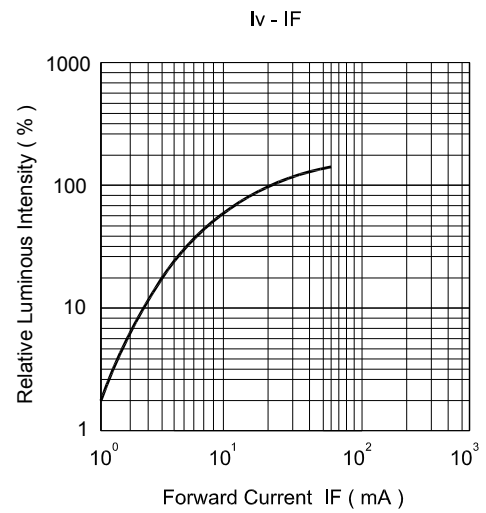
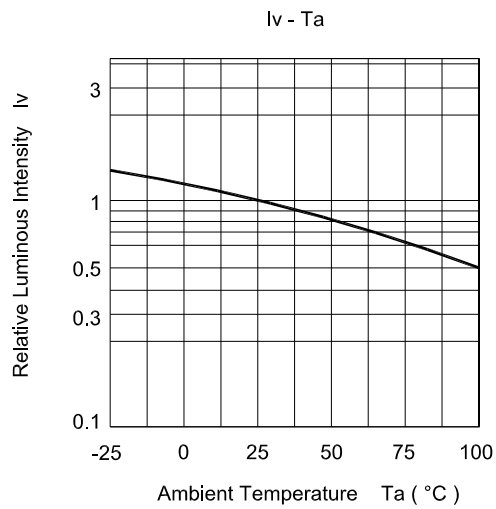
unit : mm



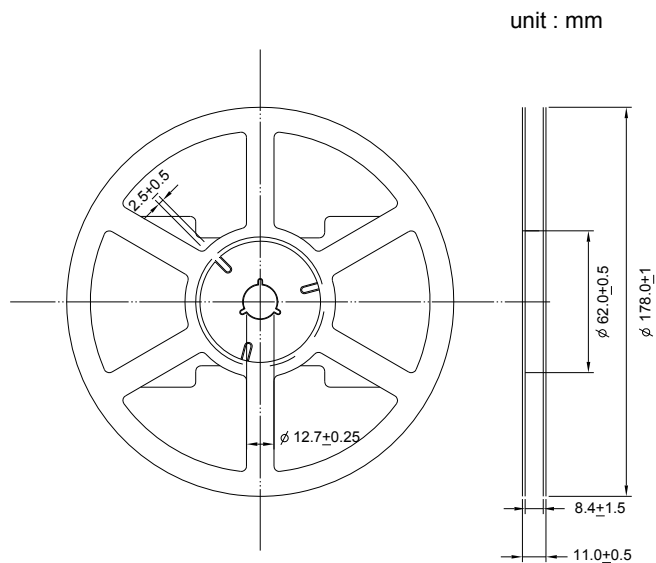
## Notes:

1. All dimensions are millimeters.
2. Tolerance is  $\pm 0.2\text{mm}$  unless otherwise specified.
3. Specifications are subject to change without notice.

## Optical Characteristics Curves

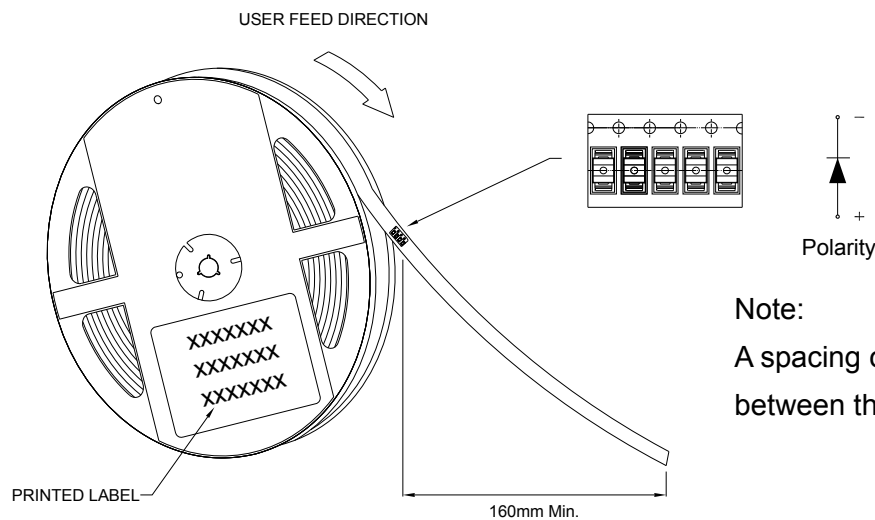


## Reel Dimension:



Note:

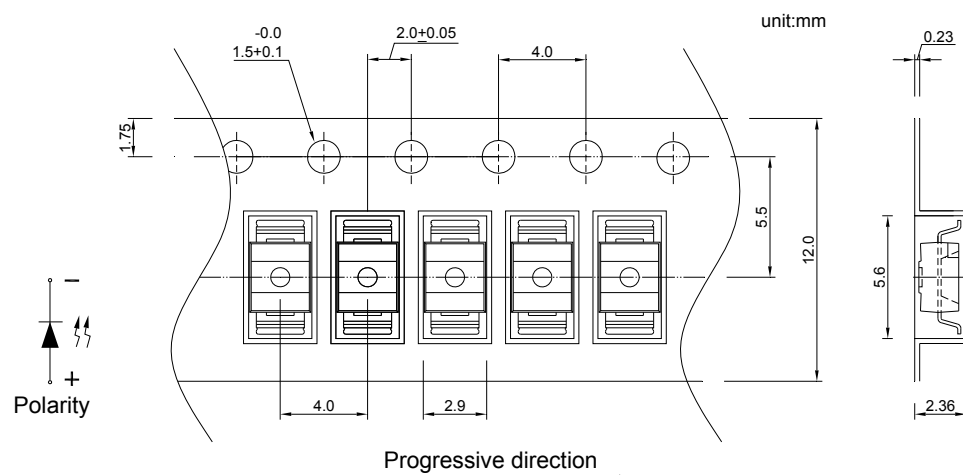
Available in 8mm carrier tape on 178mm diameter reels. (2000 pieces)



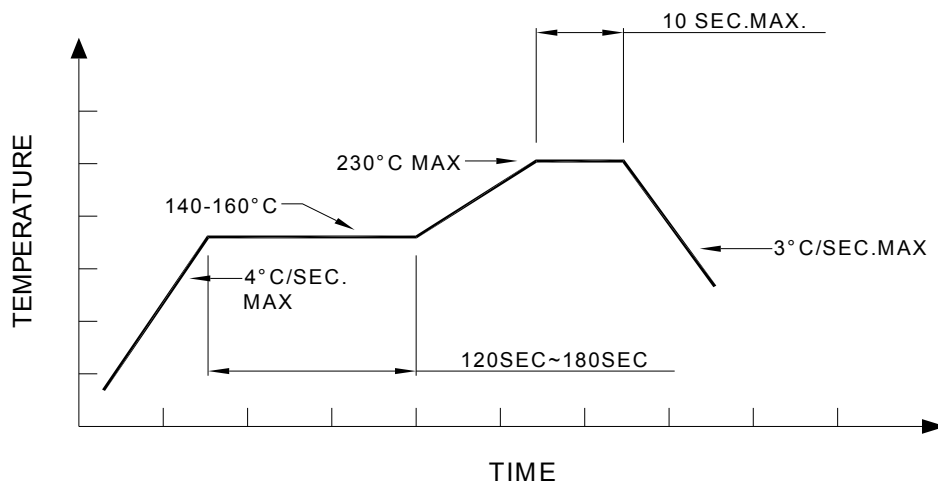
Note:

A spacing of approximately 160mm between the front edge of tape

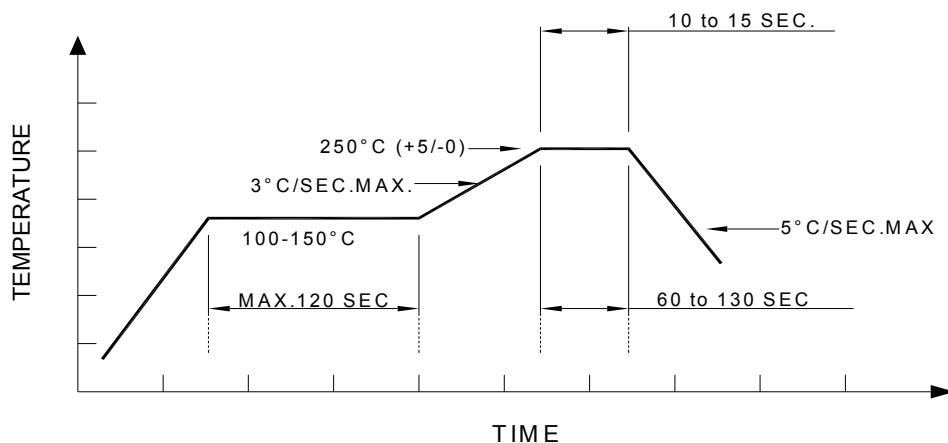
## Tape Dimension:



### Recommended re-flow soldering profile:



### Recommended Pb-free re-flow soldering profile:



### Note:

All the specifications listed in this data sheet are suitable for general electronic equipment, office equipment and communication devices. Kindly consult Sales Representatives for specific reliabilities request, Forward Voltage, Luminous Intensity, Wavelength, Radiant Power or Viewing Angle.