


## 5mm Round Standard LED

### VT 5728.45

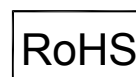
#### Description

The dice used in this series is AlGaInP material rather than the conventional GaP and GaAsP/GaP. The advantages of AlGaInP are low power consumption and obtaining high luminous intensity under low current driving condition. The luminous intensities of this series are grouped under 20mA for uniformity. These LED are suitable for multiple usages in series connection applications. Other than bulk packing, tape and reel is available. Changes in viewing angle, luminous intensity and lens color is acceptable.




#### Applications

- Lighting indicator
- Status lights
- ON/OFF indicator
- Backlight illumination



#### Electronic Optical Characteristics (at 20mA):

Part Number	Emitted Color	$\lambda$ (nm)		Lens Color	Iv(mcd)		View Angle (2 $\theta$ 1/2)	VF(V)	
		$\lambda_d$	$\lambda_p$		Min.	Typ.		Typ.	Max.
VT 5728.45	Red 	624	632	Clear	900	1480	12	2.0	2.4

#### Absolute Maximum Ratings (at Ta=25°C)

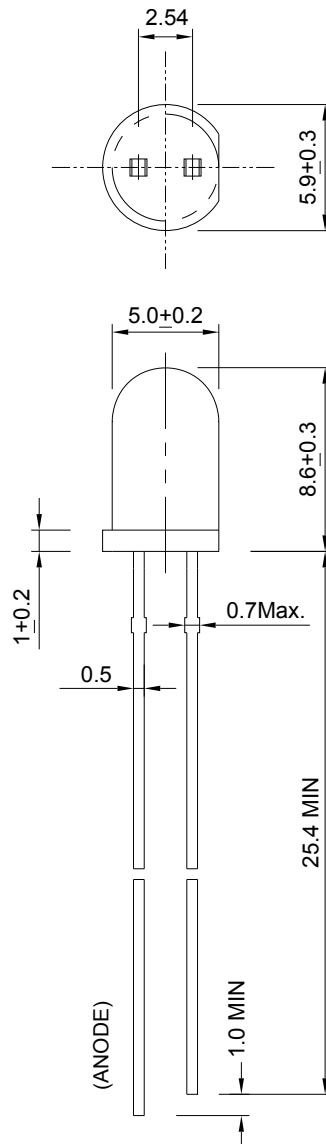
P <sub>D</sub> (mW)	I <sub>FP</sub> (mA)	I <sub>F</sub> (mA)	T <sub>sol</sub> (°C)	I <sub>R</sub> (uA)@V <sub>R</sub> =5V	T <sub>opr</sub> (°C)	T <sub>stg</sub> (°C)
60	100*	25	260 ± 5 for 5 sec.	10	-40~+85	-40~+100

Note: Please take note the Absolute Maximum Rating values. Any operation beyond the specify ratings in this table will result degradation of LED life-span and may cause LED to fail.

\* I<sub>FP</sub>: Peak Forward Current under 1/10 duty, 1KHz condition

## Package Dimension:

unit: mm



### Notes:

1. All dimensions are millimeters.
2. Dimensional tolerance is  $\pm 0.2\text{mm}$  unless otherwise specified.
3. Epoxy meniscus under flange is  $1.5 \text{ mm max.}$
4. Specifications are subject to change without notice.